

Intelligent control and alarm system

Intelligent remote start and push button

Convenient ,fast ,and safe

- 1. Intelligent lock and unlock ,and intelligent car alarm**
- 2. Push button start /stop engine , start ACC ,ON**
- 3. Automatically Control lock ,remote open trunk**
- 4. Remote start / stop car engine**
- 5. Flash light when pressing foot brake to warn other cars pay attention to the distance**

PKE function Attentions :

1. Intelligent into the alarm condition :

When the inductive remote control is 2 meters away from the launch box ,the alarm system will automatically start and enter the alarm condition 4 seconds later .

If the door is unlocked, the system will make alarm 30 seconds later .





2. Intelligent out of the alarm condition :

When the inductive remote control is within 2 meters around the launch box ,the alarm system will be released ,and the door will unlock automatically .

3. The request of installation of the launch box

In order to be in the best inductive distance , suggest to install the launch box near the rearview mirror and adjust the sensibility according to the installation direction .

4. The ON and OFF of the PKE alarm system function automatically

Under the disalarm condition, press  +  on the remote control at the same time . Then the speaker will sound once to show that the PKE intelligent induction is OFF. Under such mode ,only the by hand operation will work(means you have to lock and unlock the alarm by using the remote control) . Press the  +  at the same time again ,the speaker will sound twice to show that the PKE alarm function automatically, under this mode the PKE alarm can both function automatically and by hand .

Instruction of intelligent alarm and remote start engine function

1. Enter the intelligent alarm function automatically

Stop car engine and close doors, and the remote controls is 2 meters away from the car, the car will be in the alarm condition with the speaker sound once, all the doors will be locked automatically, the LED indication lights on, engine locked ,and the system is in alarm condition .

2. Quit of the intelligent alarm function automatically

Under alarm condition ,if the owner (with the remote control) come near within 2 meters ,it will release the alarm condition, doors will be unlocked ,the speakers will sound twice, the turn light flash 3 times. If the owner doesn't open the door ,it will enter alarm state automatically 4 seconds later after getting away from the car .

3. The automatically central locking system

Step on the brake after the car driving for the car 15 minutes ,then the central door lock will lock automatically and unlock after the car stopped .When driving,press the lock key on remote control to lock the central door and the unlock key to open it .




4. Open the trunk by remote control (the car must have motor for opening trunk)

Under the any condition ,press the open button for 3 times seriously in 5 seconds, the trunk will open .

5. Return to alarm condition automatically

If the door don't open within 25 seconds after releasing the alarm mode ,the system will think it is the mis-releasing and will return to the alarm mode automatically with the remote locked to avoid mis-pressing .

6. Return to dis-robbing mode automatically

When driving, press  ,the turning light flashes at once ,and press  within 3 seconds to enter anti-robbing mode with the turning light flashing quickly and the engine will be locked 50 seconds later .Press  to release it .

7. Urgent release

Under alarm condition ,the speaker sound to give an alarm, turn down the release switch on the mainframe, and press the button shortly after the speaker making sound .

8. Remind owner to set alarm

Ten seconds after parking the and car and opening the doors, the speaker will sound 3 times quickly the turning lights flash 3 times to remind the owner to set alarm .

9. To find out the car

A. Press the mute button ,the speaker won't make sound ,but the turning light will flash for 15 seconds ,you will find out the location of the car .

B. Press the lock button for 2 seconds, the speaker will make sound for 15 times and the turning light flash at the same time ,so it will be easy to see the car .

10. Remind you to open the doors

Under the alarm condition ,if the doors are not closed well ,the system will sound 5 times in 15 seconds to remind its owner to close the doors tightly .

11. Start car engine by remote control (the gear must be in the neutral position)

Long press the open button on the remote control for 5 seconds , the engine will be started by remote ,at the same time the speaker sound once and lock doors .

12. Flame out the car engine in 10 minutes (Warm up the car function)

After remote start engine in 10 minutes ,if the owner don't get into the car ,and step the foot brake ,the engine will flame out in 10 minutes; if the owner step on the foot brake ,then, the engine keeps working .

13. Brake lights flashes when press brake

When stepping the foot brake ,the brake lights will flash 4 times , then will keep lighting until stop pressing the brake . Such can warn the cars behind .

14. LED warning light

Under alarm mode ,LED flashes ,but if by triggered or being rocked ,the LED light will keep lighting .

Push button start engine system

1. Push button to turn on "ACC" or "ON " for power

Out of alarm condition , without stepping on foot brake ,but press the start button for the first time ,it will turn on "ACC" ; press button again (second time),it will turn on "on" ; press it third time ,it will put off all power .

This can be operated in circulation.

2. Push button engine to start

Out of the alarm condition ,step on the brake and shortly press the start button ,it will turn on the " ACC" and "ON " in succession ,and 0.5 seconds later the motor will be started in 0.8 seconds .

Notes: if the car cannot be started while stepping brake ,please press the start button for long time with stepping on the brake until it started .

3. Push button engine to stop

When need to stop car engine ,step on the brake and press the engine button shortly ,it will stop "ACC" and "ON" at once .

Note: when step on the brake to stop the engine ,please just press the start button shortly for about 0.8 seconds ,if you long press the button ,will course the motor running ,keep this in mind ,please .

4. Turn off power ,and power off the oil of the whole car function

Under alarm condition ,push button light occasionally, and won't function; under anti-robbing condition, after 8 seconds ,the system will cut off all the power of the whole car.

Warranty Card

Model NO. _____

Plate NO. _____

Warranty time : 12 months

Warranty date: _____

Customer information :

Name: _____

Address: _____

Phone NO. _____

Manufature information:

Name: _____

Address: _____

Phone NO. _____